

# TWO HOOTS

How to draw an Elephant...

you will need


- a piece of paper,
- a pencil and something to colour your picture.

Don't worry if you make a mistake, we all make mistakes, just take a deep breath and try again!




The littlest elephant is always in a rush, and it takes a tiny mouse to show her how to slow down and notice the other jungle creatures in this funny, colourful story.


Start with an oval shape for Ellie's body




Ellie needs a head, a trunk and a mouth




Next, add a rough circle for Ellie's ear



Add four big, strong elephant legs



Don't forget to give Ellie an eye, some toe nails and a few jungle plants



Colour in your elephant any way you like - you could use paint, pencils, crayons or felt tip pens

